

HERSTELLER VON FENSTERLÜFTERN



Umweltfreundlich
TECHNISCHE ZUSTIMMUNG ITB AT-15 -9123/2013

PRODUKTKATALOG

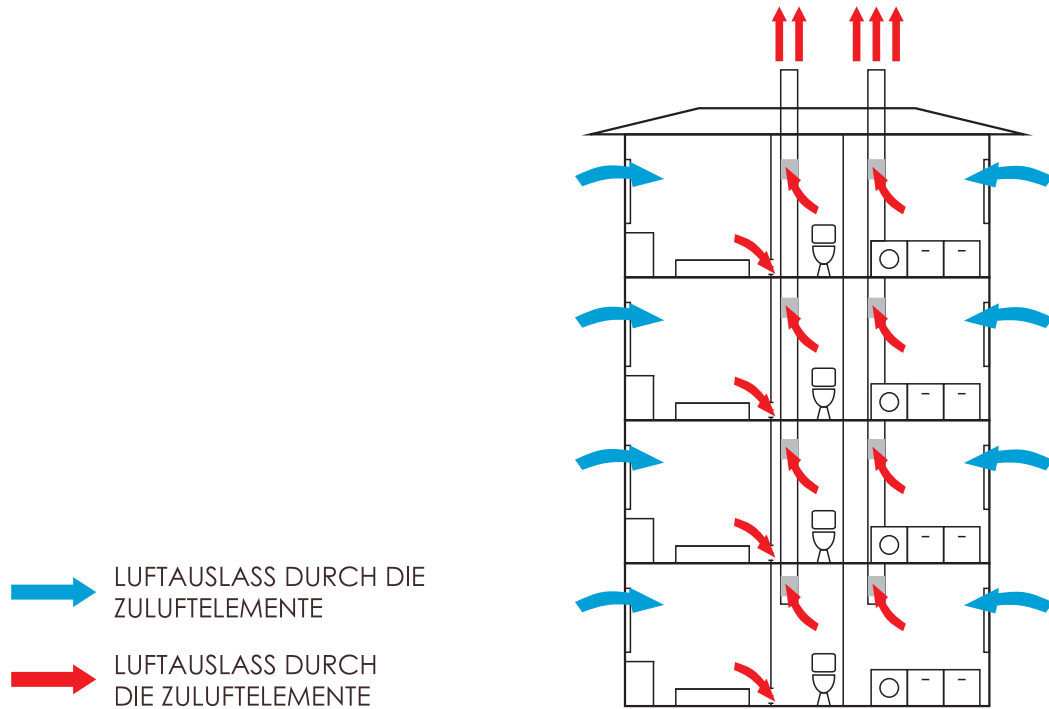


REGIONALER HANDELSVERTRETER

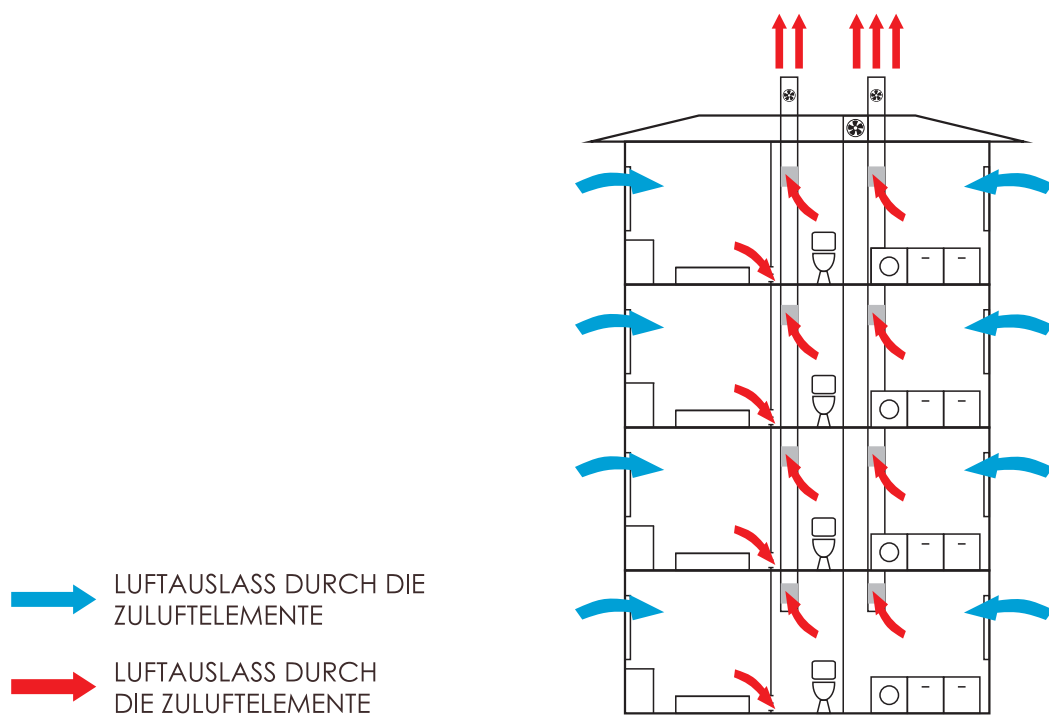
www.ventec.com.pl

GSM +48 506 078 770, export@ventec.com.pl

GRAVITATIONSBELÜFTUNG

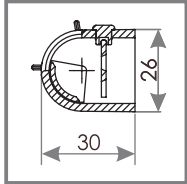


MECHANISCHE VENTILATION

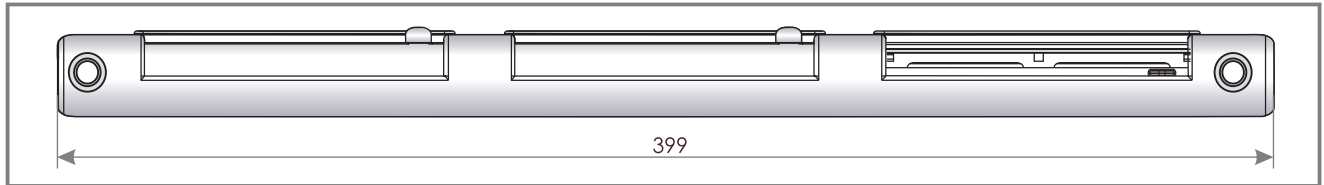


AUTOMATISCHER LÜFTER VENTEC VT 101

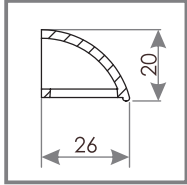
DURCHSCHNITT VT 100




AUTOMATISCHER LÜFTER VENTEC VT 101



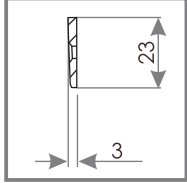
DURCHSCHNITT OZ 100



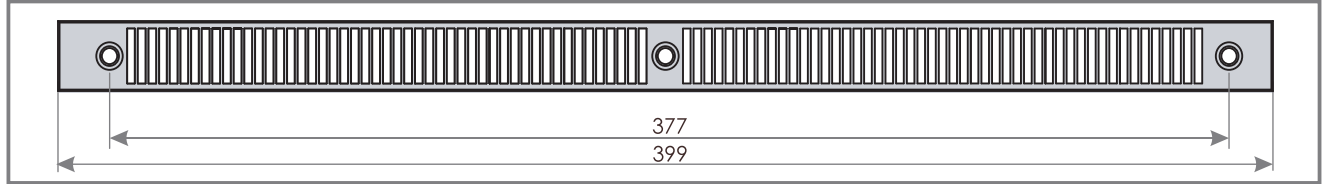
WETTERSCHUTZHAUBE STANDARD OZ100



DURCHSCHNITT OZ 300



WETTERSCHUTZHAUBE FLACH OZ300



EIGENSCHAFTEN

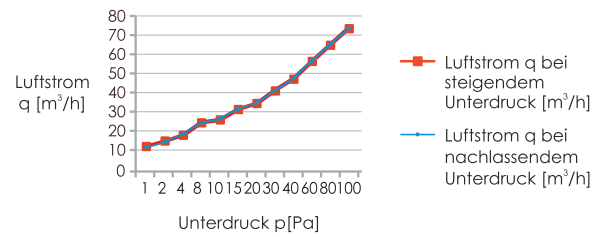
Luftdurchfluss

27 m³/h ($\Delta p = 10$ Pa)

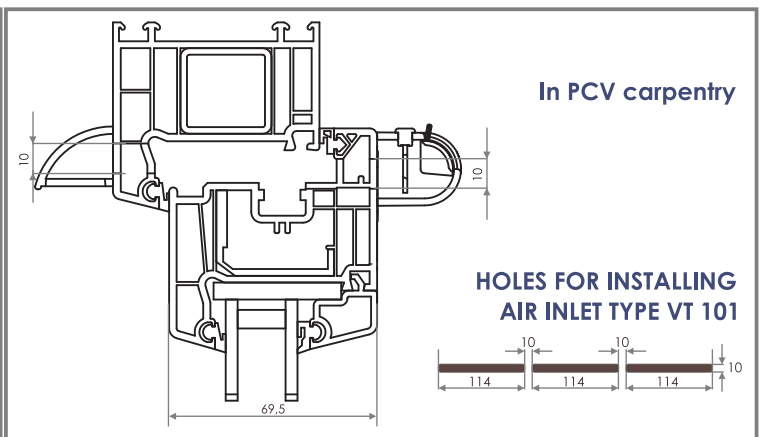
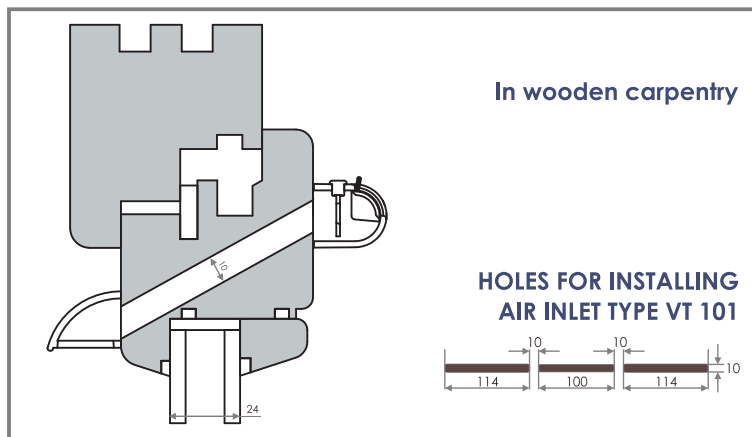
Schallschutz

$D_{n,e,w} (C;C_{tr}) = 32 (-1; 0)$ dB

Diagramm 1. Abhängigkeit des Luftstromes q [m³/h] durchfließendes durch Lüfter VT 101 vom Unterdruck p [Pa]



MONTAGEMÖGLICHKEIT

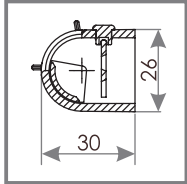


VENTEC VT 601 - Farbauswahl

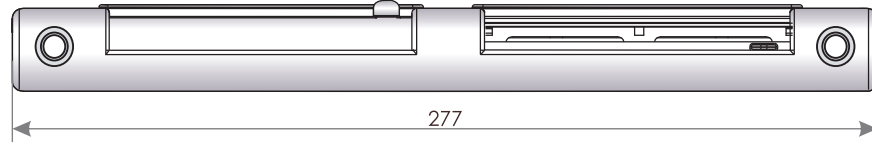
Symbol	VT101	VT112	VT113	VT114	VT115	VT122	VT123	VT124	VT125
Farbe innen	RAL 9003	RAL 9003	RAL 9003	RAL 9003	RAL 9003	RAL 8001	RAL 8017	RAL 7012	RAL 7016
Farbe aussen	RAL 9003	RAL 8001	RAL 8017	RAL 7012	RAL 7016	RAL 8001	RAL 8017	RAL 7012	RAL 7016

AUTOMATISCHER LÜFTER VENTEC VT 201

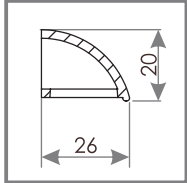
DURCHSCHNITT VT 200




MANUELLER LÜFTER VENTEC VT 200



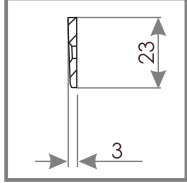
DURCHSCHNITT OZ 200



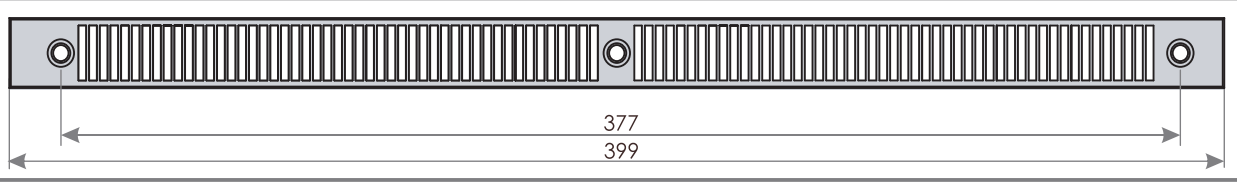
WETTERSCHUTZHAUBE STANDARD OZ200



DURCHSCHNITT OZ 300



WETTERSCHUTZHAUBE FLACH OZ300



EIGENSCHAFTEN

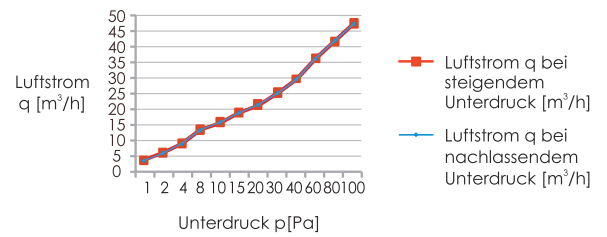
Luftdurchfluss

16 m³/h ($\Delta p = 10$ Pa)

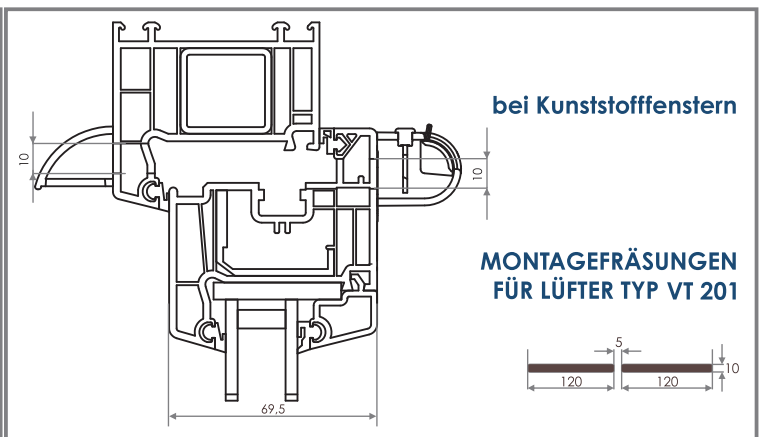
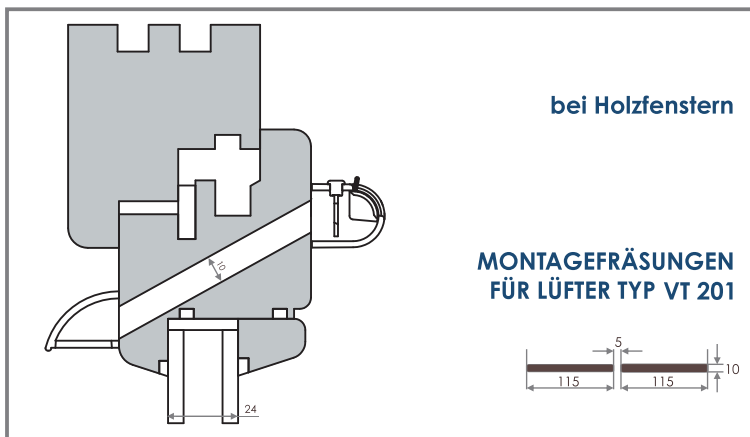
Schallschutz

$D_{n,e,w}(C;C_{tr}) = 33$ (0; 1) dB

Diagramm 2. Abhängigkeit des Luftstromes q [m³/h] durchfließendes durch Lüfter VT 201 vom Unterdruck p [Pa]



MONTAGEMÖGLICHKEIT

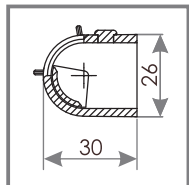


VENTEC VT 201 - shades variety

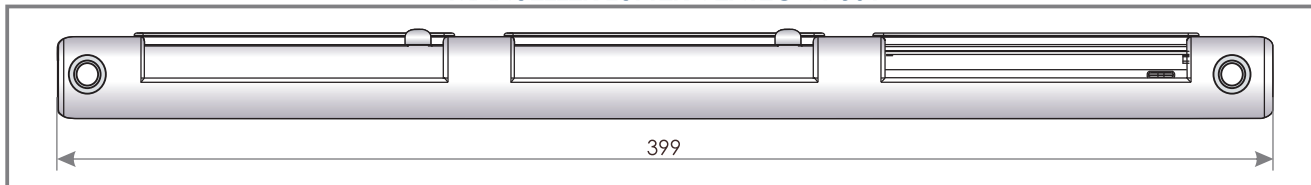
Symbol	VT201	VT212	VT213	VT214	VT215	VT222	VT223	VT224	VT225
Farbe innen	RAL 9003	RAL 9003	RAL 9003	RAL 9003	RAL 9003	RAL 8001	RAL 8017	RAL 7012	RAL 7016
Farbe aussen	RAL 9003	RAL 8001	RAL 8017	RAL 7012	RAL 7016	RAL 8001	RAL 8017	RAL 7012	RAL 7016

MANUELLER LÜFTER VENTEC VT 501

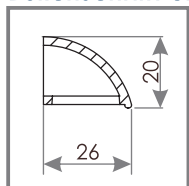
DURCHSCHNITT VT 500




MANUELLER LÜFTER VENTEC VT 501



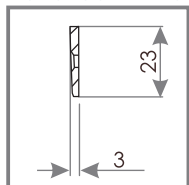
DURCHSCHNITT OZ 100



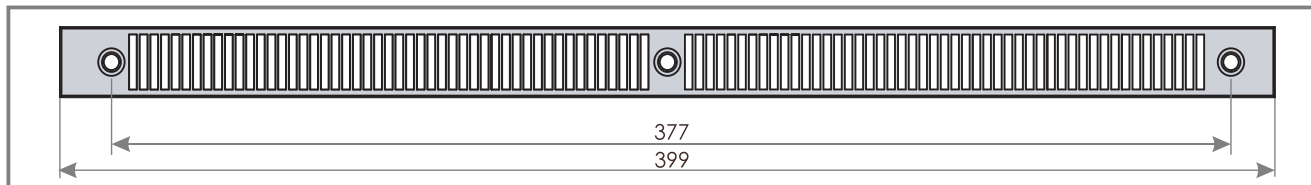
WETTERSCHUTZHAUBE STANDARD OZ100



DURCHSCHNITT OZ 300



WETTERSCHUTZHAUBE FLACH OZ300



EIGENSCHAFTEN

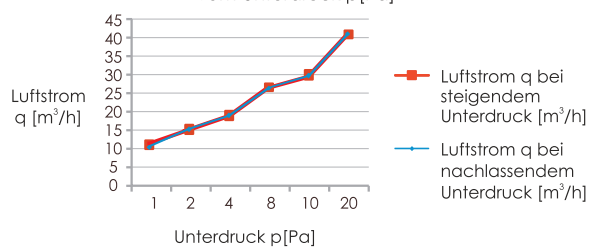
Luftdurchfluss

30 m³/h ($\Delta p = 10$ Pa)

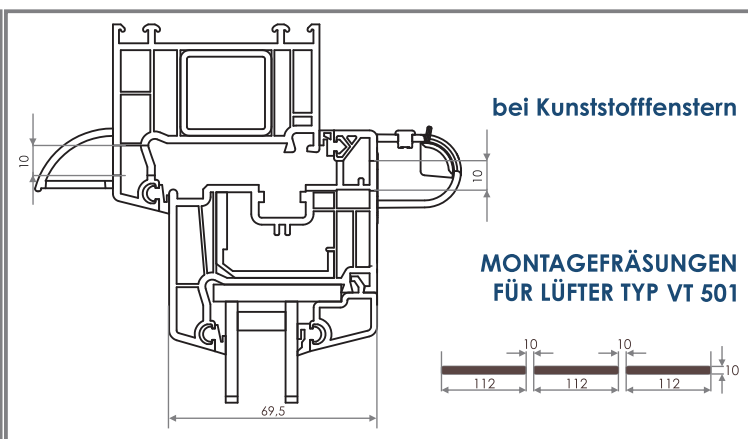
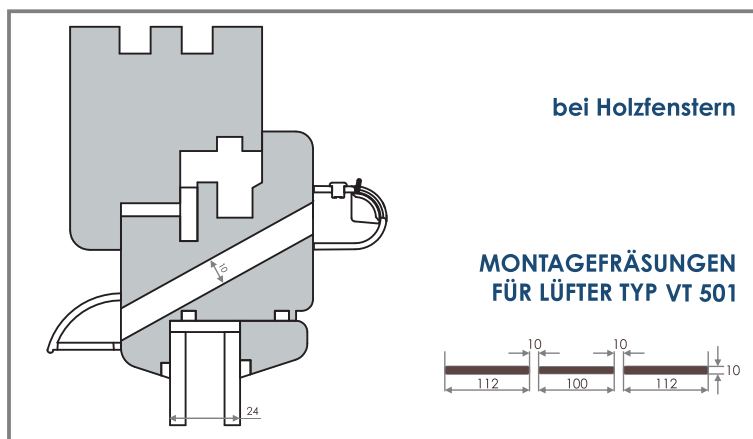
Schallschutz

$D_{n,e,w}(C;C_{tr}) = 32 (-1; 0)$ dB

Diagramm 3. Abhängigkeit des Luftstromes q [m³/h] durchfließendes durch Lüfter VT 501 vom Unterdruck p [Pa]



MONTAGEMÖGLICHKEIT

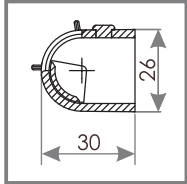


VENTEC VT 501 - Farbauswahl

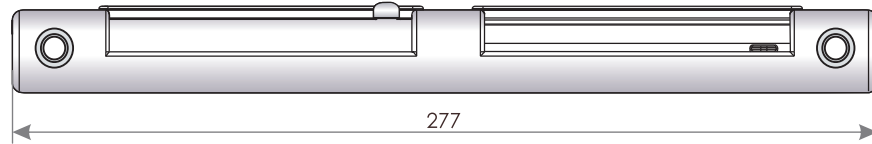
Symbol	VT501	VT512	VT513	VT514	VT515	VT522	VT523	VT524	VT525
Farbe innen	RAL 9003	RAL 9003	RAL 9003	RAL 9003	RAL 9003	RAL 8001	RAL 8017	RAL 7012	RAL 7016
Farbe aussen	RAL 9003	RAL 8001	RAL 8017	RAL 7012	RAL 7016	RAL 8001	RAL 8017	RAL 7012	RAL 7016

MANUELLER LÜFTER VENTEC VT 601

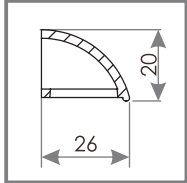
DURCHSCHNITT VT 600




MANUELLER LÜFTER VENTEC VT 601



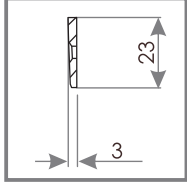
DURCHSCHNITT OZ 200



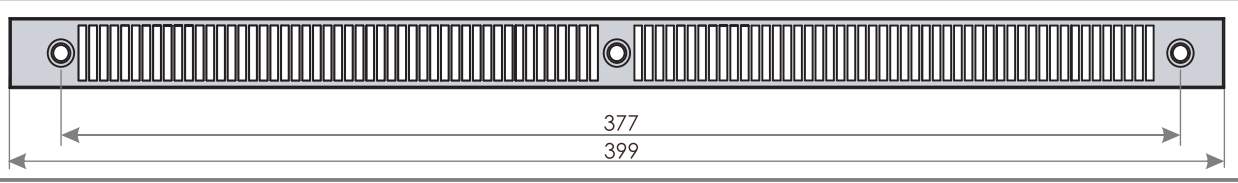
WETTERSCHUTZHAUBE STANDARD OZ200



DURCHSCHNITT OZ 300



WETTERSCHUTZHAUBE FLACH OZ300



EIGENSCHAFTEN

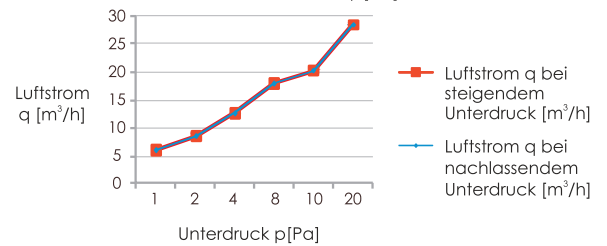
Luftdurchfluss

20 m³/h ($\Delta p = 10$ Pa)

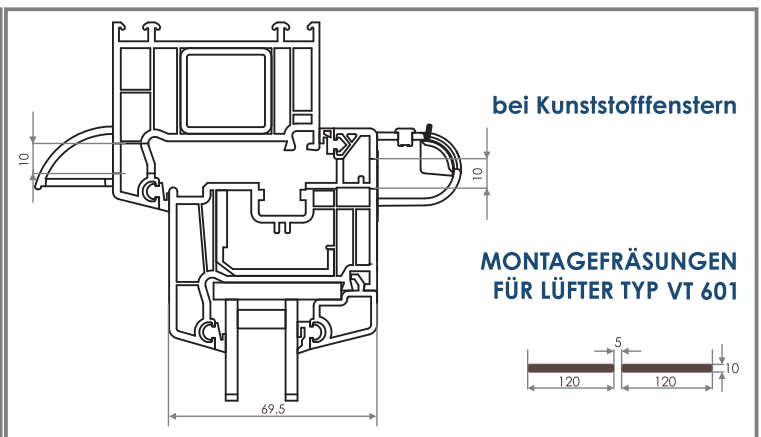
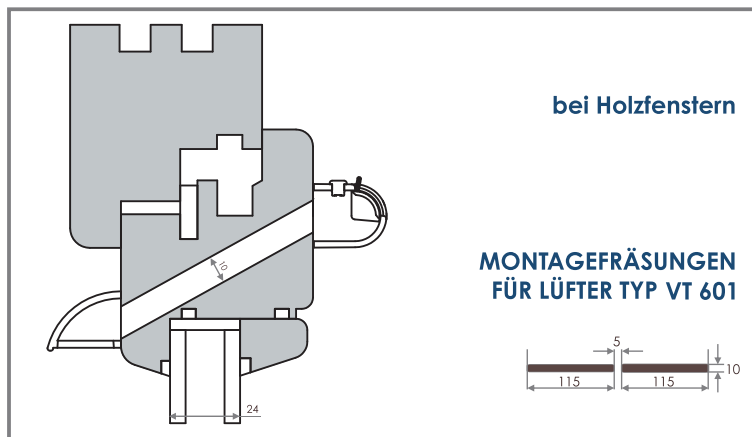
Schallschutz

$D_{n,e,w}(C;C_{tr}) = 33$ (0; 1) dB

Diagramm 4. Abhängigkeit des Luftstromes q [m³/h] durchfließendes durch Lüfter VT 601 vom Unterdruck p [Pa]



MONTAGEMÖGLICHKEIT

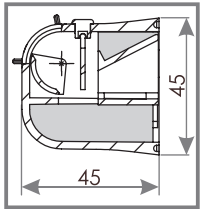


VENTEC VT 601 - Farbauswahl

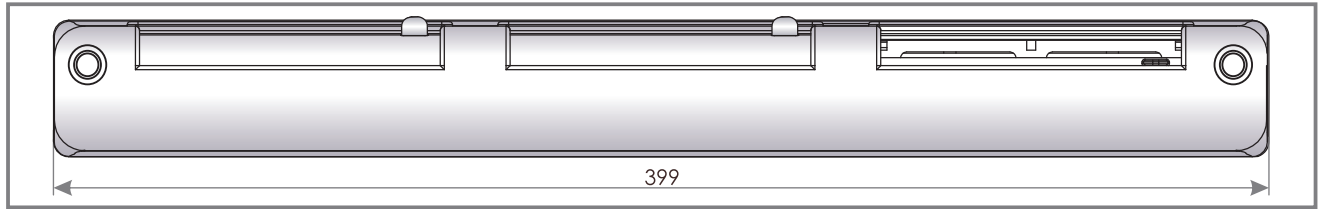
Symbol	VT601	VT612	VT613	VT614	VT615	VT622	VT623	VT624	VT625
Farbe innen	RAL 9003	RAL 9003	RAL 9003	RAL 9003	RAL 9003	RAL 8001	RAL 8017	RAL 7012	RAL 7016
Farbe aussen	RAL 9003	RAL 8001	RAL 8017	RAL 7012	RAL 7016	RAL 8001	RAL 8017	RAL 7012	RAL 7016

AKUSTISCHER ZULUFTELEMENT VENTEC VT 301

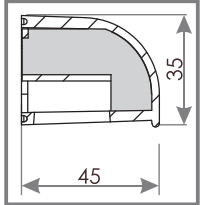
DURCHSCHNITT VT 300




AKUSTISCHER ZULUFTELEMENT MIT AUTOMATISCHER STEUERUNG DES LUFTDURCHFLUSSES VT 300



DURCHSCHNITT OZ 400



AKUSTISCHE HAUBE OZ 400



EIGENSCHAFTEN

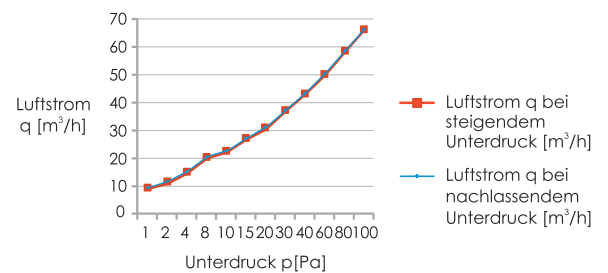
Luftdurchfluss

23 m³/h ($\Delta p = 10$ Pa)

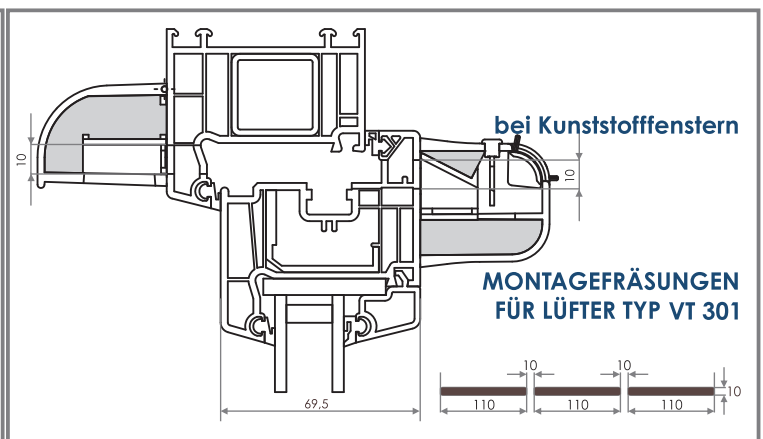
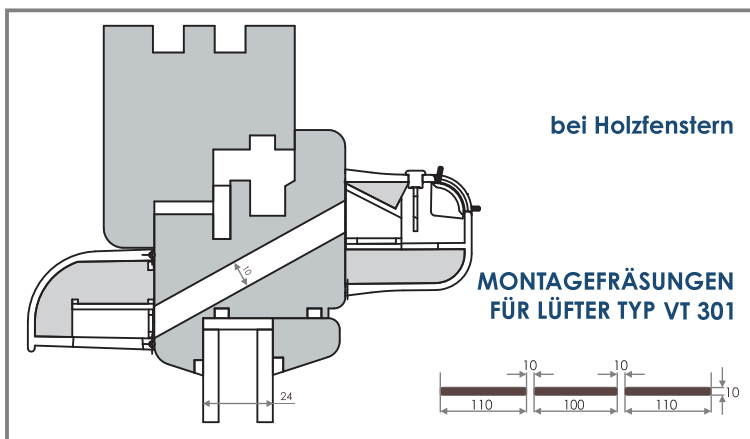
Schallschutz

$D_{n,e,w}(C;C_{tr}) = 40$ (0;-1) dB

Diagramm 5. Abhängigkeit des Luftstromes q [m³/h] durchfließendes durch Lüfter VT 301 vom Unterdruck p [Pa]



MONTAGEMÖGLICHKEIT

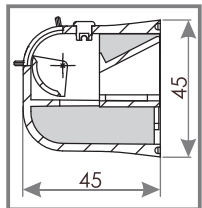


VENTEC VT 301 - Farbauswahl

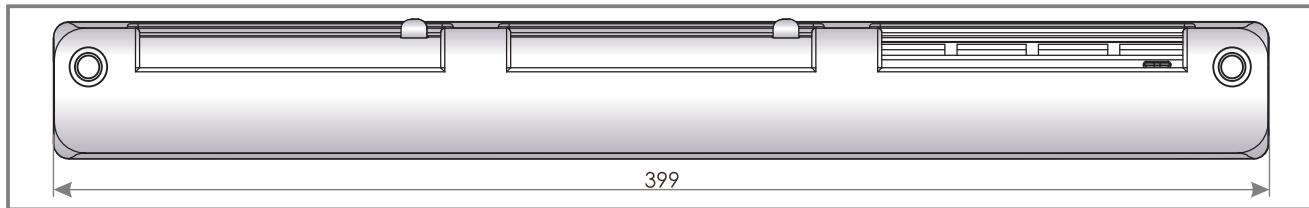
Symbol	VT301	VT312	VT313	VT314	VT315	VT322	VT323	VT324	VT325
Farbe innen	RAL 9003	RAL 9003	RAL 9003	RAL 9003	RAL 9003	RAL 8001	RAL 8017	RAL 7047	RAL 7016
Farbe aussen	RAL 9003	RAL 8001	RAL 8017	RAL 7047	RAL 7016	RAL 8001	RAL 8017	RAL 7047	RAL 7016

AKUSTISCHER ZULUFTELEMENT VENTEC VT 401

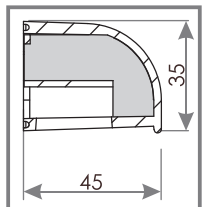
DURCHSCHNITT VT 400




AKUSTISCHER ZULUFTELEMENT MIT MANUELLER STEUERUNG DES LUFTDURCHFLUSSES VT 400



DURCHSCHNITT OZ 400



AKUSTISCHE HAUBE OZ 400



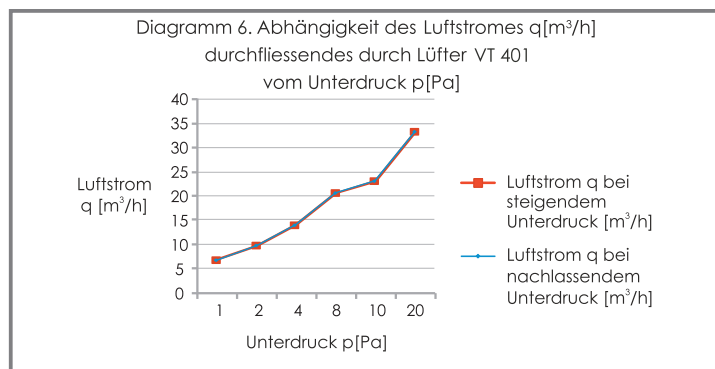
EIGENSCHAFTEN

Luftdurchfluss

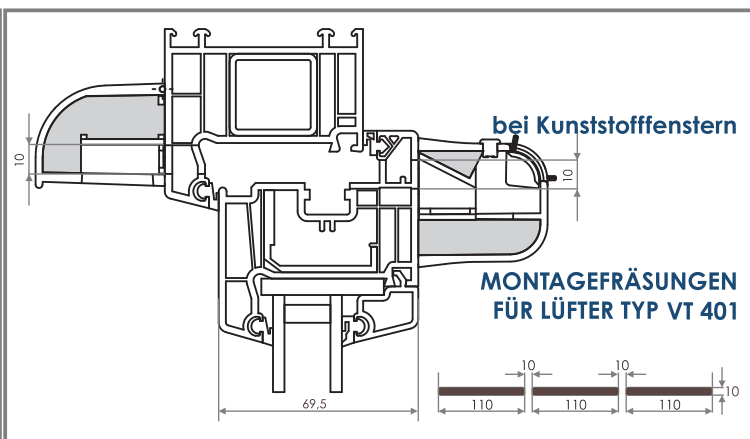
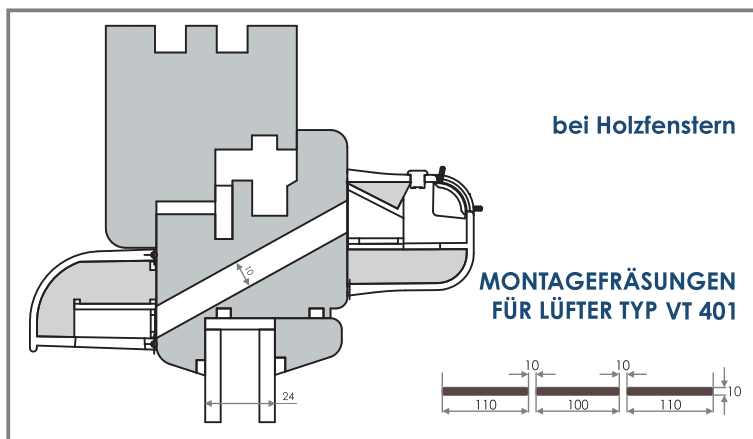
23 m³/h ($\Delta p = 10$ Pa)

Schallschutz

$D_{n,e,w} (C; C_{tr}) = 40 (0;-1)$ dB



MONTAGEMÖGLICHKEIT



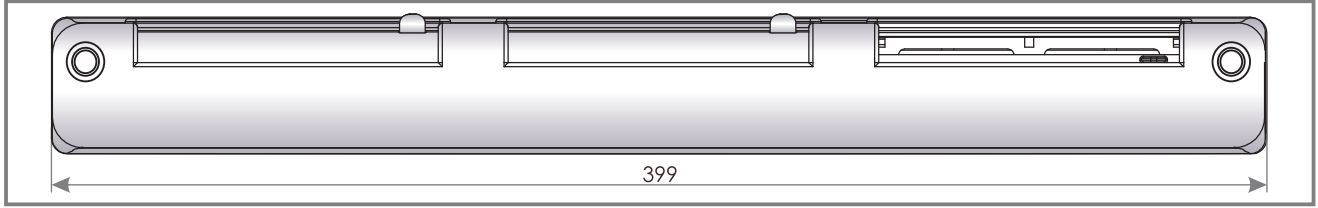
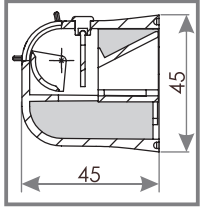
VENTEC VT 401 - Farbauswahl

Symbol	VT401	VT412	VT413	VT414	VT415	VT422	VT423	VT424	VT425
Farbe innen	RAL 9003	RAL 9003	RAL 9003	RAL 9003	RAL 9003	RAL 8001	RAL 8017	RAL 7047	RAL 7016
Farbe aussen	RAL 9003	RAL 8001	RAL 8017	RAL 7047	RAL 7016	RAL 8001	RAL 8017	RAL 7047	RAL 7016

AKUSTISCHER ZULUFTELEMENT VENTEC VENTEC VT 701


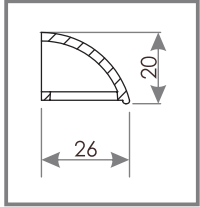
DURCHSCHNITT VT 300

AKUSTISCHER ZULUFTELEMENT MIT AUTOMATISCHER STEUERUNG DES LUFTDURCHFLUSSES VT 300



DURCHSCHNITT OZ 100

WETTERSCHUTZHAUBE STANDARD OZ100



EIGENSCHAFTEN

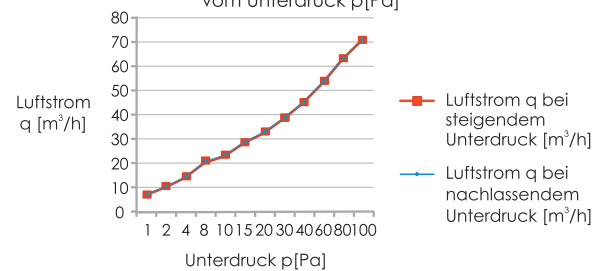
Luftdurchfluss

24 m³/h ($\Delta p = 10$ Pa)

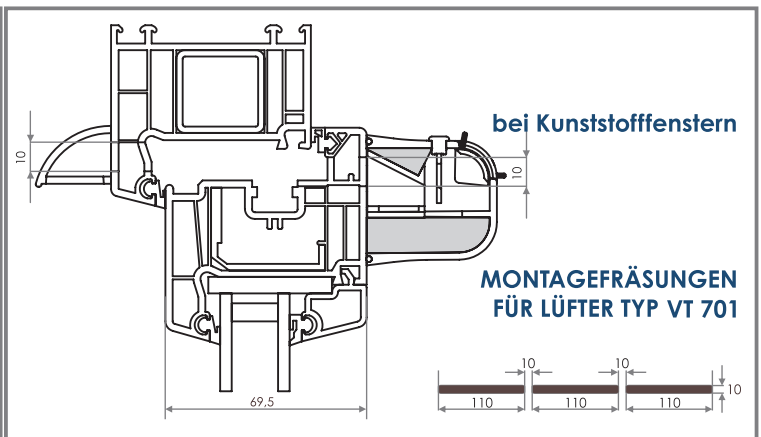
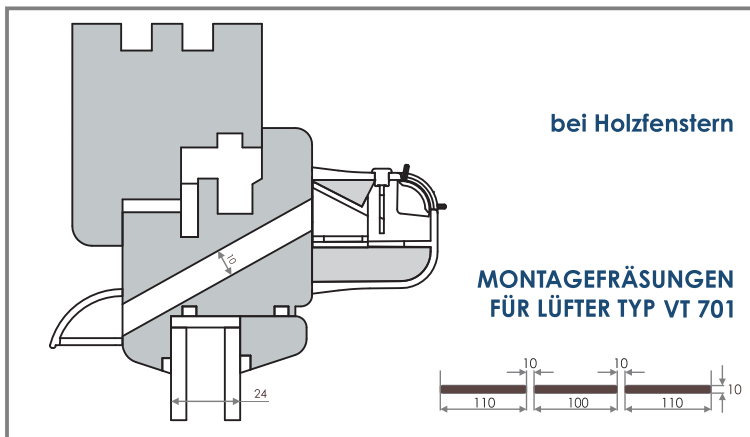
Schallschutz

$D_{n,e,w}(C;C_{tr}) = 36 (0; 0)$ dB

Diagramm 7. Abhängigkeit des Luftstromes q [m³/h] durchfließendes durch Lüfter VT 701 vom Unterdruck p [Pa]



MONTAGEMÖGLICHKEIT

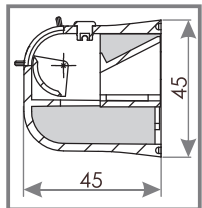


VENTEC VT 701 - Farbauswahl

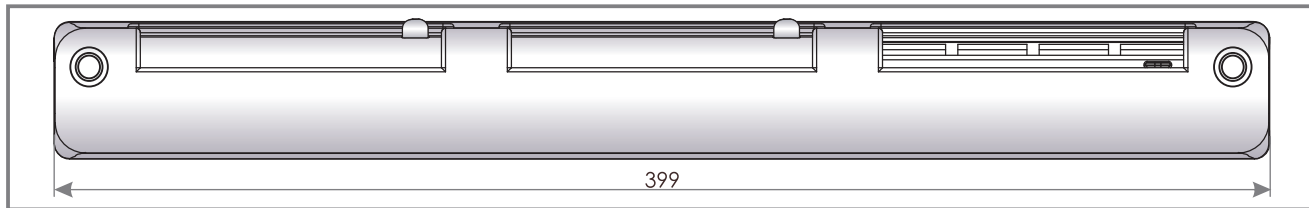
Symbol	VT701	VT712	VT713	VT714	VT715	VT722	VT723	VT724	VT725
Farbe innen	RAL 9003	RAL 9003	RAL 9003	RAL 9003	RAL 9003	RAL 8001	RAL 8017	RAL 7047	RAL 7016
Farbe aussen	RAL 9003	RAL 8001	RAL 8017	RAL 7047	RAL 7016	RAL 8001	RAL 8017	RAL 7047	RAL 7016

AKUSTISCHER ZULUFTELEMENT VENTEC VT 801

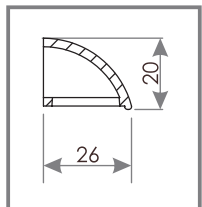
DURCHSCHNITT VT 400




AKUSTISCHER ZULUFTELEMENT MIT MANUELLER STEUERUNG DES LUFTDURCHFLUSSES VT 400



DURCHSCHNITT OZ 400



WETTERSCHUTZHAUBE STANDARD OZ100



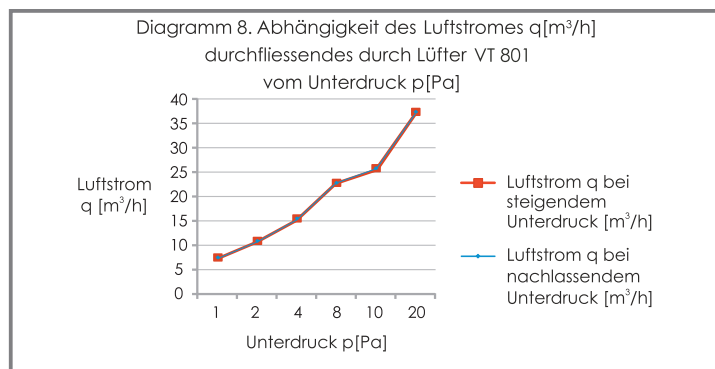
EIGENSCHAFTEN

Luftdurchfluss

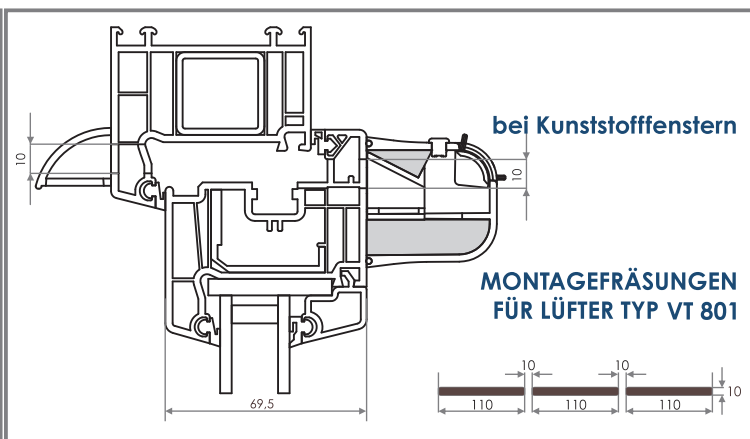
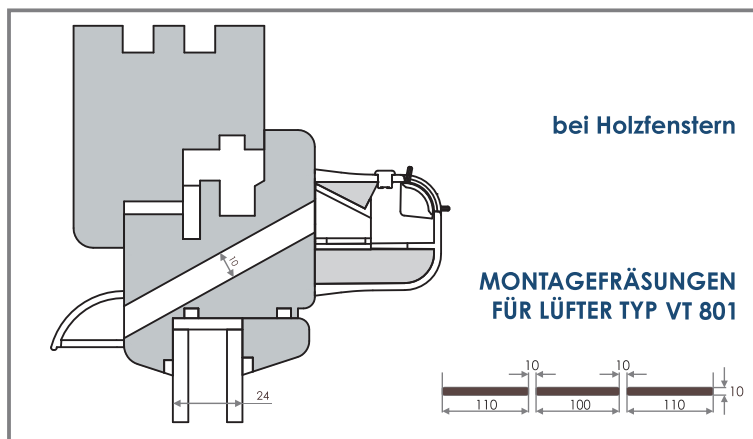
26 m³/h ($\Delta p = 10$ Pa)

Schallschutz

$D_{n,e,w}(C;C_{tr}) = 36 (0; 0)$ dB



MONTAGEMÖGLICHKEIT

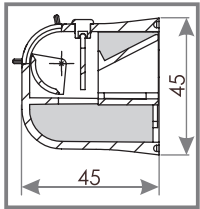


VENTEC VT 801 - Farbauswahl

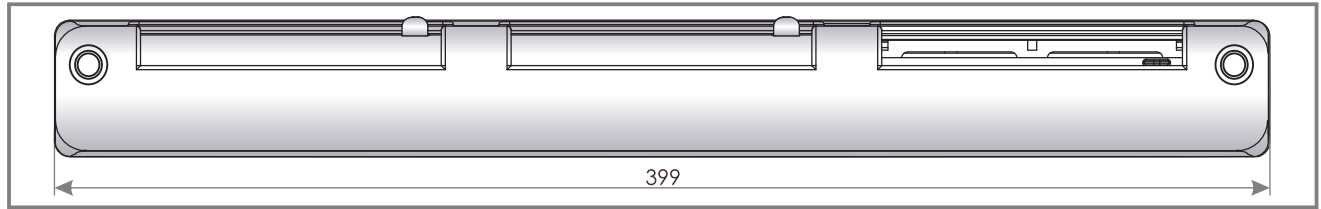
Symbol	VT801	VT812	VT813	VT814	VT815	VT822	VT823	VT824	VT825
Farbe innen	RAL 9003	RAL 9003	RAL 9003	RAL 9003	RAL 9003	RAL 8001	RAL 8017	RAL 7047	RAL 7016
Farbe aussen	RAL 9003	RAL 8001	RAL 8017	RAL 7047	RAL 7016	RAL 8001	RAL 8017	RAL 7047	RAL 7016

AKUSTISCHER ZULUFTELEMENT VENTEC VT 901

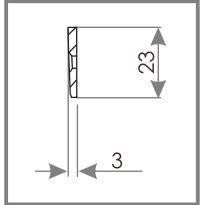
DURCHSCHNITT VT 300



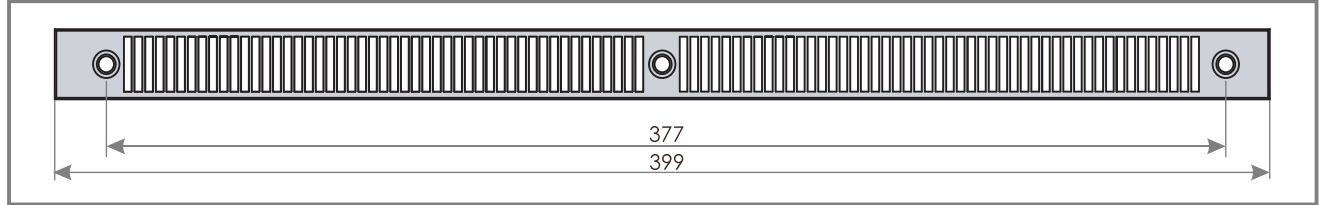
AKUSTISCHER ZULUFTELEMENT MIT AUTOMATISCHER STEUERUNG DES LUFTDURCHFLUSSES VT 300



DURCHSCHNITT OZ 300



WETTERSCHUTZHAUBE FLACH OZ300



EIGENSCHAFTEN

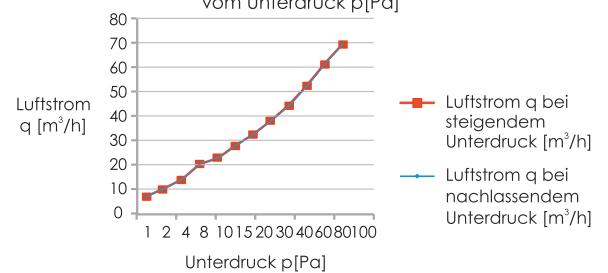
Luftdurchfluss

23 m³/h ($\Delta p = 10$ Pa)

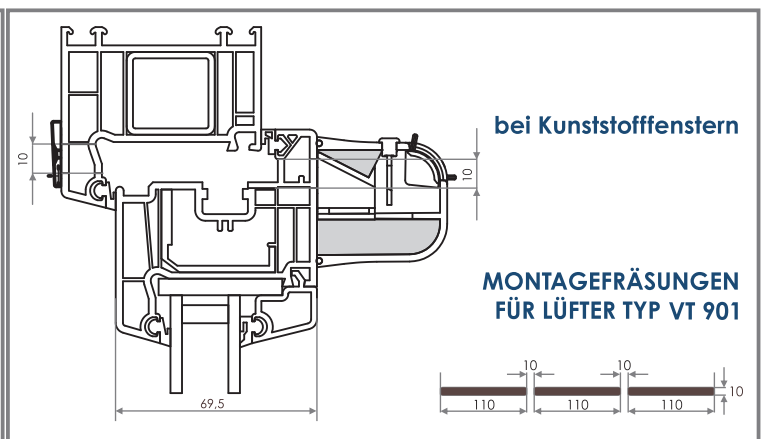
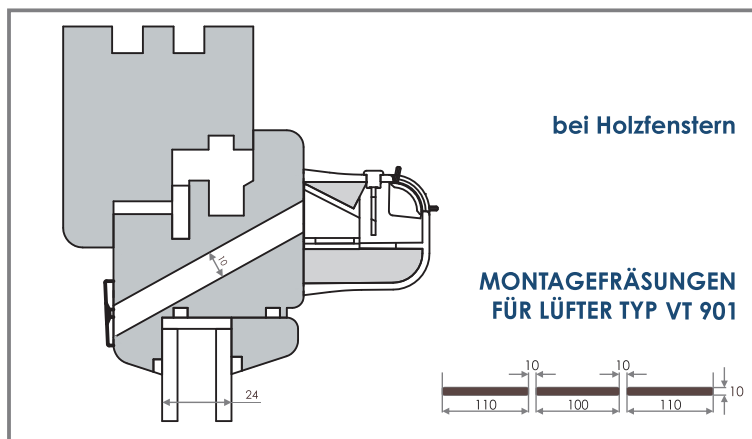
Schallschutz

$D_{n,e,w} (C; C_{tr}) = 38 (-1; -1)$ dB

Diagramm 9. Abhängigkeit des Luftstromes q [m³/h] durchfließendes durch Lüfter VT 901 vom Unterdruck p [Pa]



MONTAGEMÖGLICHKEIT

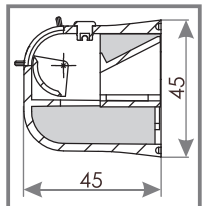


VENTEC VT 901 - Farbauswahl

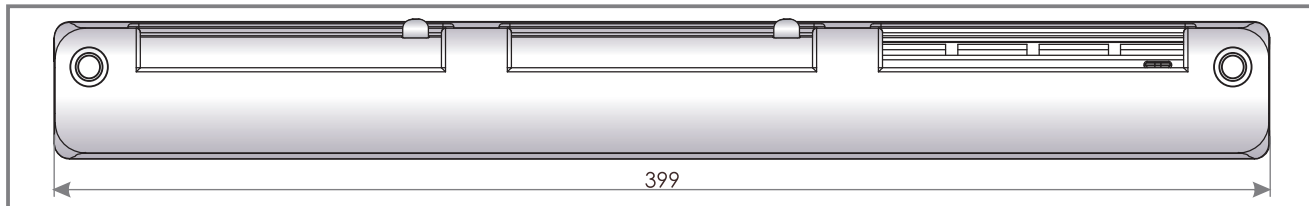
Symbol	VT901	VT912	VT913	VT914	VT915	VT922	VT923	VT924	VT925
Farbe innen	RAL 9003	RAL 9003	RAL 9003	RAL 9003	RAL 9003	RAL 8001	RAL 8017	RAL 7047	RAL 7016
Farbe aussen	RAL 9003	RAL 8001	RAL 8017	RAL 7047	RAL 7016	RAL 8001	RAL 8017	RAL 7047	RAL 7016

AKUSTISCHER ZULUFTELEMENT VENTEC VT 1001

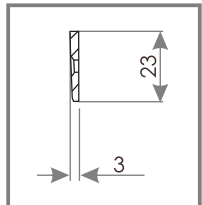
DURCHSCHNITT VT 400



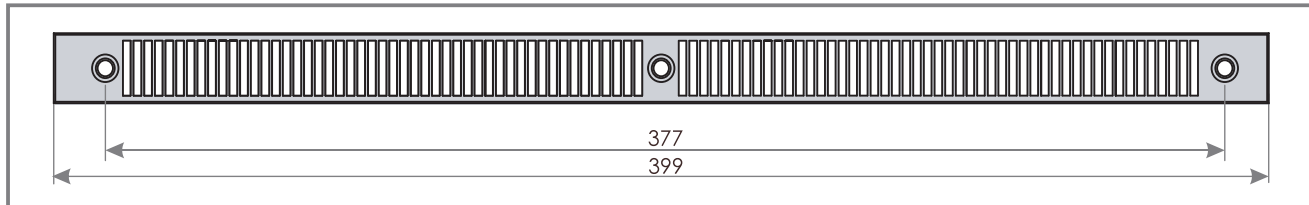
AKUSTISCHER ZULUFTELEMENT MIT MANUELLER STEUERUNG DES LUFTDURCHFLUSSES VT 400



DURCHSCHNITT OZ 300



WETTERSCHUTZHAUBE FLACH OZ300



EIGENSCHAFTEN

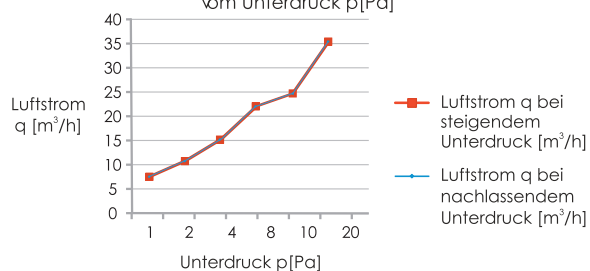
Luftdurchfluss

25 m³/h ($\Delta p = 10 \text{ Pa}$)

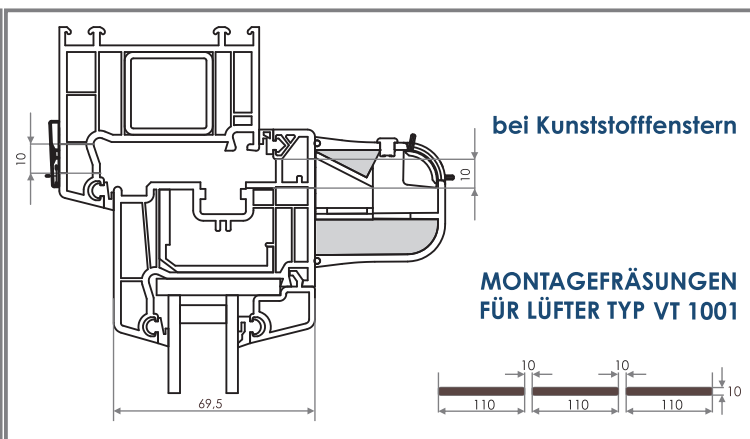
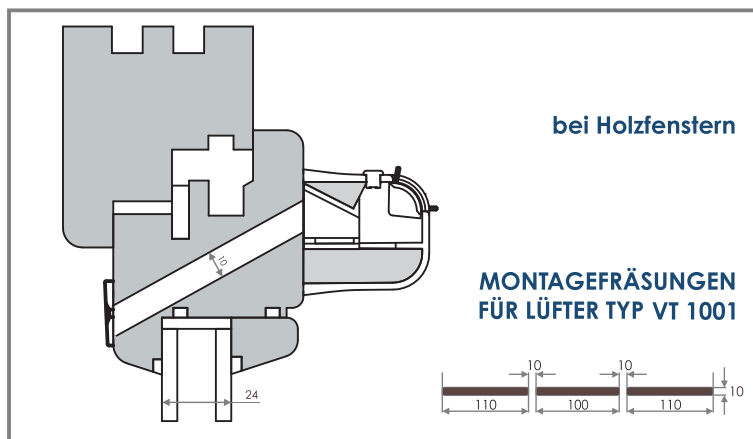
Schallschutz

$D_{n,e,w}(C;C_{tr}) = 38 (-1;-1) \text{ dB}$

Diagramm 10. Abhängigkeit des Luftstromes q [m³/h] durchfließendes durch Lüfter VT 1001 vom Unterdruck p [Pa]




MONTAGEMÖGLICHKEIT



VENTEC VT 1001 - Farbauswahl

Symbol	VT1001	VT1012	VT1013	VT1014	VT1015	VT1022	VT1023	VT1024	VT1025
Farbe innen	RAL 9003	RAL 9003	RAL 9003	RAL 9003	RAL 9003	RAL 8001	RAL 8017	RAL 7047	RAL 7016
Farbe aussen	RAL 9003	RAL 8001	RAL 8017	RAL 7047	RAL 7016	RAL 8001	RAL 8017	RAL 7047	RAL 7016



Zarejestrowano, dnia / Registered
01/10/2010

No 001762600-0002

Prezes / The President



Antonio Campinos



URZĄD - HARMONIZACJI RYNKU
WEWNĘTRZNEGO
ZNAKI TOWAROWE I WZORY

ŚWIADECTWO REJESTRACJI

Niniejsze Świadcstwo Rejestracji zostało wystawione dla przedstawnionego poniżej Zarejestrowanego Wzoru Wspólnotowego. Wszystkie dane dotyczące tego wzoru zapisane są w Rejestrze Wzorów Wspólnotowych.

OHIM – OFFICE FOR HARMONIZATION
IN THE INTERNAL MARKET
TRADE MARKS AND DESIGNS

CERTIFICATE OF REGISTRATION

This Certificate of Registration is hereby issued for the Registered Community Design identified below. The corresponding entries have been recorded in the Register of Community Designs.

